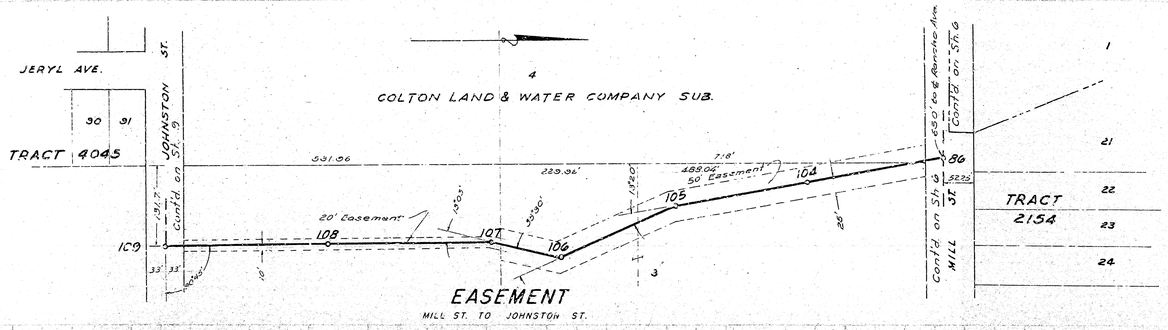

EASEMENT

MILL ST. TO JOHNSTON ST.

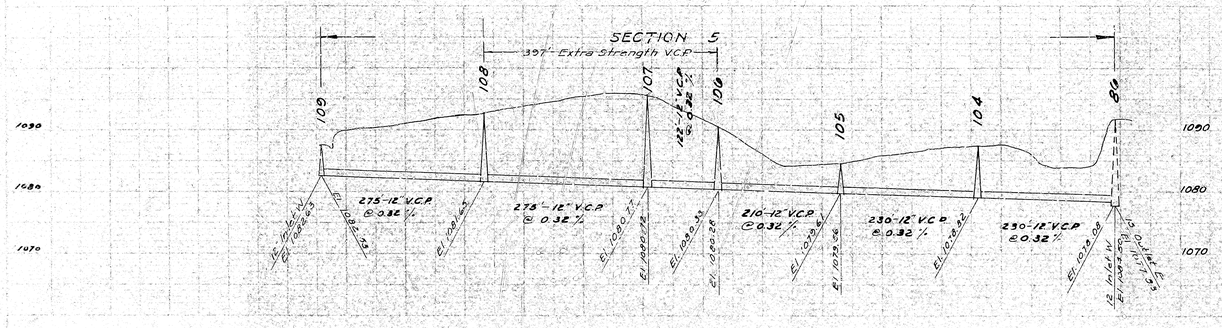

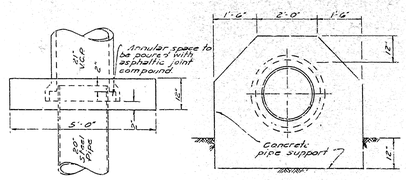

PLAN SECTION

PIPE CONNECTION

Scale: 1/2" = 1'-0"

Note: Where steel pipe is in contact with concrete cradles or collars it shall be coated with an additional two coats of Bituseal 250 and wrapped with 10# asphalt impregnated felt.

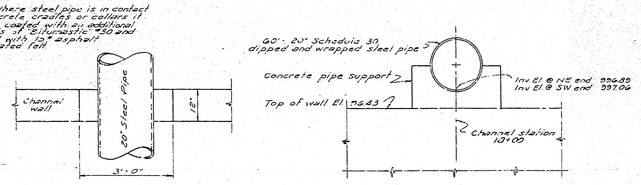

PLAN SECTION

CHANNEL CROSSING

Scale: 1/2" = 1'-0"

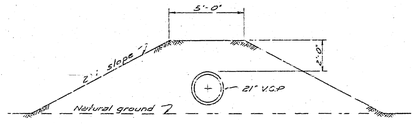

Note: Fill below spring line of pipe to be compacted.

DETAIL

COVER OVER PIPE

Scale: 1/4" = 1'-0"

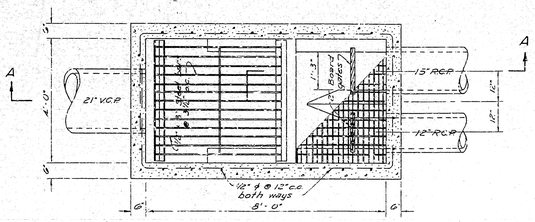

PLAN

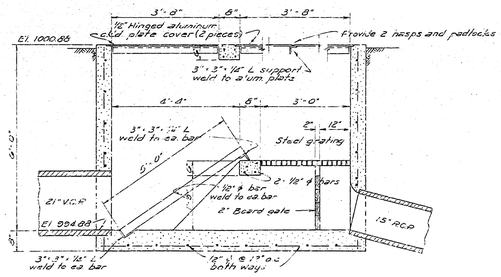

SECTION A-A

DETAIL

SYPHON MANHOLE

Scale: 1/2" = 1'-0"

PLANS & PROFILES - SANITARY SEWERS

SAN BERNARDINO - PLAN Nº 2171

CURRIE ENGINEERING COMPANY

SHEET 6

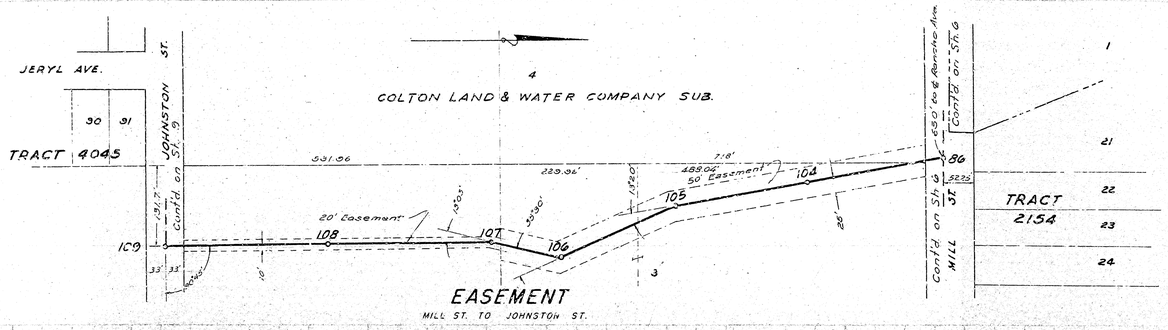

EASEMENT

MILL ST. TO JOHNSTON ST.

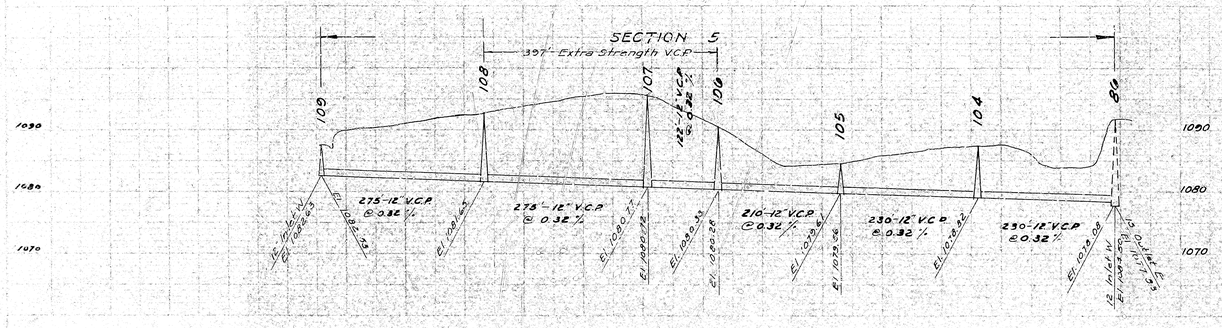

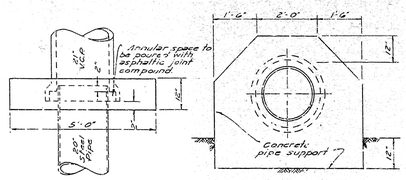

PLAN SECTION

PIPE CONNECTION

Scale: 1/2" = 1'-0"

Note: Where steel pipe is in contact with concrete cradles or collars it shall be coated with an additional two coats of Bituseal 250 and wrapped with 10# asphalt impregnated felt.

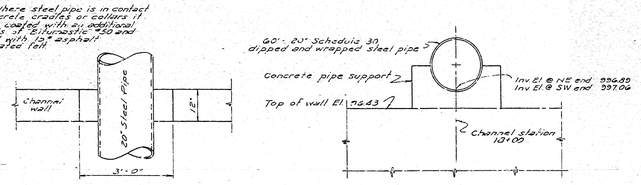

PLAN SECTION

CHANNEL CROSSING

Scale: 1/2" = 1'-0"

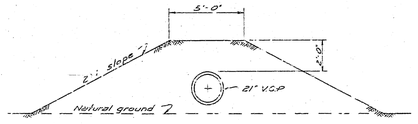

Note: Fill below spring line of pipe to be compacted.

DETAIL

COVER OVER PIPE

Scale: 1/4" = 1'-0"

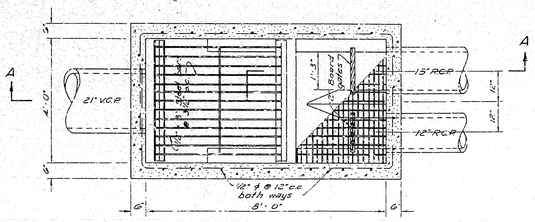

PLAN

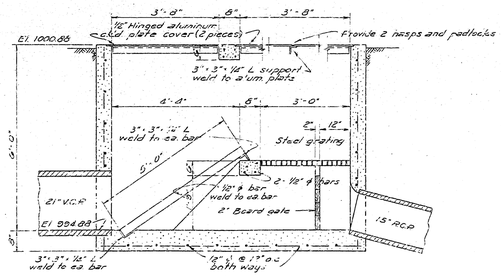

SECTION A-A

DETAIL

SYPHON MANHOLE

Scale: 1/2" = 1'-0"

PLANS & PROFILES - SANITARY SEWERS

SAN BERNARDINO - PLAN Nº 2171

CURRIE ENGINEERING COMPANY

SHEET 6